

Admissions 2024-25

Institution: University of Florida-Online (484473)

User ID: 88G4439

Overview

Admissions Overview

Welcome to the IPEDS Admissions (ADM) survey component. The primary purpose of ADM is to collect basic information about the undergraduate selection process for entering first-time, degree/certificate-seeking students in the fall term. This includes information about admissions considerations, admissions yields, and SAT and ACT test scores (if test scores are used in admissions decisions). The ADM survey component is collected only from institutions that do not have an open admissions policy for entering first-time students, which is captured on the IC survey component.

Data Reporting Reminders:

- Report data to accurately reflect the time period corresponding with the IPEDS survey component, even if such reporting is seemingly inconsistent with prior-year reporting.
- Institutions that have scores based on the old (2016) SAT score range should convert scores using the [College Board concordance tables](#).
- Institutions operating on a traditional academic year calendar (semester, trimester, quarter, or 4-1-4) report admissions as of the institution's official fall reporting date or October 15. Institutions operating on an "other academic calendar", a calendar that differs by program, or that enrolls students on a continuous basis (referred to as program reporters) report admissions as students who enroll any time during the period of August 1 through October 31.
- ADM is only applicable to [first-time students](#); DO NOT include other students (i.e., [transfer-in students](#)) in the number of applicants, number of admits, and number (of admitted) that enrolled. Only include levels (full-time, part-time) that you indicated were offered in the IC Header. If you made an error in the IC Header, please call the IPEDS Help Desk.

Changes to reporting:

- Revised the Gender Unknown or Another Gender than Provided Categories questions for clarity.
- Added notes at top of considerations page to clarify reporting.
- Added clarification of term 'Considered' on the screen and in the instructions.
- Clarified FAQ #12 related to reporting of legacy status.

Resources:

- To download the survey materials for this component: [Survey Materials](#)
- To access your prior year data submission for this component: [Reported Data](#)

If you have questions about completing this survey, please contact the **IPEDS Help Desk at 1-877-225-2568**.

Admissions Considerations


1. Select the option that best describes how your institution used any of the following data in its undergraduate selection process for the fall 2024 first-time student cohort.

The options are:

- Required to be considered for admission (not applicable for legacy status)
- Not required for admission, but considered if submitted
- Not considered for admission, even if submitted

Considered means that an institution includes an item in the package that is reviewed by admissions officers during the review process and the item may factor into a decision for admission.

Admission Considerations	Required to be considered for admission	Not required for admission, but considered if submitted	Not considered for admission, even if submitted
Secondary school GPA	<input checked="" type="radio"/>	<input type="radio"/>	<input type="radio"/>
Secondary school rank	<input type="radio"/>	<input type="radio"/>	<input checked="" type="radio"/>
Secondary school record	<input checked="" type="radio"/>	<input type="radio"/>	<input type="radio"/>
Completion of college-preparatory program	<input type="radio"/>	<input checked="" type="radio"/>	<input type="radio"/>
Recommendations	<input type="radio"/>	<input type="radio"/>	<input checked="" type="radio"/>
Formal demonstration of competencies (e.g., portfolios, certificates of mastery, assessment instruments)	<input type="radio"/>	<input type="radio"/>	<input checked="" type="radio"/>
Work experience	<input type="radio"/>	<input type="radio"/>	<input checked="" type="radio"/>
Personal statement or essay	<input checked="" type="radio"/>	<input type="radio"/>	<input type="radio"/>
Legacy status	N/A	<input type="radio"/>	<input checked="" type="radio"/>
Admission test scores Select options based on whether scores are required for admissions, not placement once admitted.	Required to be considered for admission	Not required for admission, but considered if submitted (Test Optional)	Not considered for admission, even if submitted (Test Blind)
<u>SAT</u> / <u>ACT</u>	<input checked="" type="radio"/>	<input type="radio"/>	<input type="radio"/>
Other Test (ATB, Wonderlic, WISC-III, etc.) Note: If this is the only requirement other than a diploma or equivalent, and few students are not admitted due to this test, your institution is open enrollment. Please contact the Help Desk to correct your response to this question.	<input checked="" type="radio"/>	<input type="radio"/>	<input type="radio"/>
English Proficiency Test (for applicable students)	<input type="radio"/>	<input type="radio"/>	<input checked="" type="radio"/>

 You may use the box below to provide additional context for the data you have reported above. Context notes will be posted on the College Navigator website. Therefore, you should write all context notes using proper grammar (e.g., complete sentences with punctuation) and common language that can be easily understood by students and parents (e.g., spell out acronyms).

Institution: University of Florida-Online (484473)

Selection Process - Applicants, Admits, and Enrolled

2. Provide the number of **first-time, degree/certificate-seeking** undergraduate students who applied, who were admitted, and who enrolled (either full- or part-time) at your institution for Fall 2024. Include **early decision, early action**, and students who began studies during the summer prior to Fall 2024.

Remember that this question applies only to first-time, degree/certificate-seeking undergraduates. Do not include any other students in these totals. Report admitted students who enrolled in the summer ONLY IF they remained enrolled into the fall.

Only include levels that you indicated were offered in the IC survey component. If you made an error in IC, please remember to fix the error next year.


The 'gender unknown' category will be determined by subtracting (men + women + another gender) from the Total.

Is your institution able to report **another gender** for the Fall 2024?

If you indicate 'No, my institution is not able to report another gender,' leave the cells in the rows for '**Another gender**' blank (i.e., do not report 0). If you indicate 'No, some cells will have a value of less than 5 students,' your institution collects data on another gender, but some cells have a value of less than 5 students, do not report the data and leave the cells in the rows for 'Another gender' blank. If you indicate 'Yes,' but no students identified as another gender, please enter '0'.

- No, my institution is not able to report another gender (do not report)
- No, some cells will have a value of less than 5 students (do not report)
- Yes

	Men	Women	Another gender	Total	Gender Unknown
Number of <u>applicants</u>	600	786		1,386	0
Number of <u>admissions</u>	380	469		849	0
Number (of admitted) that enrolled <u>full-time</u>	318	378		696	0
Number (of admitted) that enrolled <u>part-time</u>	27	38		65	0
Total enrolled full-time and part-time	345	416	0	761	0
Percent of admissions enrolled full-time and part-time	91	89		<input checked="" type="checkbox"/> 90	

 You may use the box below to provide additional context for the data you have reported above. Context notes will be posted on the College Navigator website. Therefore, you should write all context notes using proper grammar (e.g., complete sentences with punctuation) and common language that can be easily understood by students and parents (e.g., spell out acronyms).

Institution: University of Florida-Online (484473)

Selection Process - Test Scores

3. Provide data for all students for whom a test score was used in the admissions decision for Fall 2024. Include new students admitted the summer prior to Fall 2024. If you report less than 5 students for any of the scores, do not report percentiles.


Institutions that use test scores for some students report the number of students for whom test scores were used.

Number of enrolled students for whom an <u>SAT</u> score was used in the admissions decision	562
Percent of enrolled students for whom an <u>SAT</u> score was used in the admissions decision	74
Number of enrolled students for whom an <u>ACT</u> score was used in the admissions decision	341
Percent of enrolled students for whom an <u>ACT</u> score was used in the admissions decision	45

Report the scores used in the admission decision, whether test scores are required or are only considered for admission. If you report less than 5 students for any of the scores, do not report percentiles.

Institutions that use test scores for some students report the percentile scores for the students for whom test scores were used.

	<u>25th Percentile</u>	<u>50th Percentile (median)</u>	<u>75th Percentile</u>
SAT Evidence-Based Reading and Writing	640	670	<input checked="" type="checkbox"/> 710
SAT Math	610	660	<input checked="" type="checkbox"/> 700
ACT Composite	27	29	31
ACT English	26	29	<input checked="" type="checkbox"/> 33
ACT Math	25	26	28

 You may use the box below to provide additional context for the data you have reported above. Context notes will be posted on the College Navigator website. Therefore, you should write all context notes using proper grammar (e.g., complete sentences with punctuation) and common language that can be easily understood by students and parents (e.g., spell out acronyms).

Institution: University of Florida-Online (484473)

User ID: 88G4439

Prepared by

Prepared by

Reporting Reminders:

- The name of the preparer is being collected so that we can follow up with the appropriate person in the event that there are questions concerning the data.
- The Keyholder will be copied on all email correspondence to other preparers.
- The time it took to prepare this component is being collected so that we can continue to improve our estimate of the reporting burden associated with IPEDS.
- Please include in your estimate the time it took for you to review instructions, query and search data sources, complete and review the component, and submit the data through the Data Collection System.
- Thank you for your assistance.

This survey component was prepared by:

<input type="radio"/>	Keyholder	<input type="radio"/>	SFA Contact	<input type="radio"/>	HR Contact
<input type="radio"/>	Finance Contact	<input type="radio"/>	Academic Library Contact	<input checked="" type="radio"/>	Other
Name: <input type="text" value="Ulrich Adegbola"/>					
Email: <input type="text" value="ulylerich@ufl.edu"/>					

How many staff from your institution only were involved in the data collection and reporting process of this survey component?

Number of Staff (including yourself)

How many hours did you and others from your institution only spend on each of the steps below when responding to this survey component?
 Exclude the hours spent collecting data for state and other reporting purposes.

Staff member	Collecting Data Needed	Revising Data to Match IPEDS Requirements	Entering Data	Revising and Locking Data
Your office	<input type="text" value="4.00"/> hours	<input type="text" value="1.00"/> hours	<input type="text" value="1.00"/> hours	<input type="text" value="4.00"/> hours
Other offices	<input type="text" value="4.00"/> hours	<input type="text" value="1.00"/> hours	<input type="text"/> hours	<input type="text"/> hours

Summary

Admissions Component Summary

The purpose of this summary is to provide you an opportunity to view some of the data that, when accepted through the IPEDS quality control process, will appear on the [College Navigator](#) website and/or your institution's Data Feedback Report (DFR). In addition, all data reported in IPEDS survey components become publicly available through the [IPEDS Use the Data](#) and appear as aggregated statistics in various Department of Education reports. [College Navigator](#) is updated approximately three months after the data collection period closes and DFRs will be available through the [IPEDS Use the Data](#) and sent to your institution's CEO at the end of 2025.

Please review your data for accuracy. If you have questions about the data displayed below or after reviewing the data reported on the survey screens, please contact the IPEDS Help Desk at: 1-877-225-2568 or ipedshelp@rti.org.

ADMISSION INFORMATION				
Undergraduate Admissions		Total	Male	Female
	Number of applicants	1,386	600	786
	Percent admitted (%)	61	63	60
	Percent admitted who enrolled (%)	90	91	89
Admissions Considerations				
	Required	Secondary school GPA Secondary school record Personal statement or essay SAT / ACT Other Test		
	Not required, but Considered	Completion of college-preparatory program Secondary school rank		
	Not Considered	Recommendations Formal demonstration of competencies Work experience Legacy status English Proficiency Test		
Test Scores				
		Number of Submitting Scores	Percent of Submitting Scores (%)	
	SAT	562	74	
	ACT	341	45	
		25th Percentile	50th Percentile	75th Percentile
	SAT Evidence-Based Reading and Writing	640	670	710
	SAT Math	610	660	700
	ACT Composite	27	29	31
	ACT English	26	29	33
	ACT Math	25	26	28

Edit Report

Admissions

Source	Description	Severity	Resolved	Options
Screen: Selection Process - Applicants, Admits, and Enrolled				
Screen Entry	A majority of institutions have an admissions yield less than 80%. Please fix or explain. (Error #14306)	Explanation	Yes	
Reason	The data is confirmed and accurate. This is a specialized program with a consistently high yield			
Screen: Selection Process - Test Scores				
Screen Entry	The 75th percentile for a majority of institutions is less than 700. Please correct your data or explain. (Error #14313)	Explanation	Yes	
Reason	The new SAT Score scale is being used. The data has been verified and is accurate.			
Screen Entry	The 75th percentile for a majority of institutions is less than 700. Please correct your data or explain. (Error #14313)	Explanation	Yes	
Reason	The new SAT Score scale is being used. The data has been verified and is accurate.			
Screen Entry	The 75th percentile for a majority of institutions is less than 32. Please correct your data or explain. (Error #14315)	Explanation	Yes	
Reason	The ACT has been verified and is accurate			